


Basic Hydraulic Troubleshooting Learning System

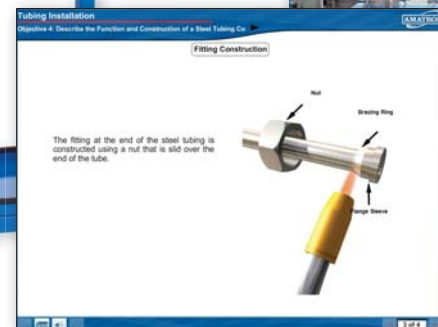

950-HTB1

Fp

FLUID
POWER



950-HTB1



Interactive Multimedia and Student Reference Guide

Learning Topics:

- Hydraulic Pump Troubleshooting
- Flow Measurement
- Hydraulic Actuator Troubleshooting
- Cylinder Cushions and Boots
- Motor Troubleshooting
- Hydraulic Directional Control Valve Troubleshooting
- Hydraulic Valve Troubleshooting
- Hydraulic Systems Troubleshooting
- Systems Level Troubleshooting
- Machine Sequence Troubleshooting
- Machine Performance Troubleshooting

Amatrol's Basic Hydraulic Troubleshooting Learning System (950-HTB1) teaches how to troubleshoot hydraulic systems and components such as hydraulic motors, directional control valves, and cylinders. The knowledge gained from the 950-HTB1's hardware and curriculum is extremely valuable for maintenance technicians within industries like manufacturing, automotive, agriculture, construction, and many more! This learning system will also serve as a solid foundation towards attaining certifications. The 950-HTB1 is a vital training opportunity for learning how to diagnose and correct common problems with hydraulic circuits and components. In fact, this learning system features over 35 faults for learners to practice troubleshooting.

The 950-HTB1 will include a mobile workstation, control cabinet with Siemens S71200 PLC, hydraulic power distribution, four hydraulic actuator branches, a hydraulic power unit, flow meter, pressure gauge, and multimeter. Learners will use these components in real-world applications while studying major topics like hydraulic pump troubleshooting, hydraulic actuator and directional control valve troubleshooting, hydraulic valve troubleshooting, and hydraulic systems troubleshooting. This system includes industry-grade components for both greater learner comprehension and durability to stand up to frequent use.



Technical Data

Complete technical specifications available upon request.

Mobile Workstation

Welded Steel
Drip Pan

Control Cabinet

Siemens S71200 PLC w/ HMI
Discrete I/O
Lockout/Tagout
Control Power Pushbutton
Emergency Stop

Hydraulic Power Distribution

Supply and Return Lines
Pressure Switch
Pilot Operated Relief Valve
Direct Operated Relief Valve

Hydraulic Actuator Branches

Directional Control Valve Manifold
Directional Control Valves (3)
Cylinder, double-acting (2)
Proximity Switches (3)
Pressure Reducing Valve
Pilot Operated Check Valves
Magnetic Reed Sensors (2)
Braking Valve
Air Ingestion Valve
Cavitation Valve
Motor with Flywheel

Hydraulic Power Unit

Flow Meter, detached
Pressure Gauge, detached

Multimeter

Multimedia Curriculum (M19126)

Instructors' Guide (C19126)

Installation Guide (D19126)

Student Reference Guide (H19126)

Additional Requirements:

None

Utilities:

Electricity (110 VAC/60 Hz/1 phase) OR
Electricity (230 VAC/50 Hz/3 phase) OR
Electricity (220 VAC/60 Hz/3 phase)

Get Hands-On Practice Troubleshooting Over 35 Faults On Valves, Pumps, and Motors

The 950-HTB1 includes a large array of industrial-grade components on a mobile workstation, such as a Siemens S71200 PLC with HMI, a hydraulic power supply, supply and return lines, motor with flywheel, proximity switches, magnetic reed sensors, and a large selection of valves including relief, directional control, pressure reducing, check, cavitation, and air ingestion. Learners will use these components to practice hands-on troubleshooting skills that they can apply to real-world, on-the-job applications. Some of these skills include using an in-circuit test to troubleshoot a fixed-displacement pump, adjusting a cylinder cushion, troubleshooting a check valve, testing a hydraulic system by measuring fluid flow, and troubleshooting vibration in a hydraulic system.



950-HTB1 Operator Station

Study the Symptoms of Hydraulic Component and System Failure for In-Depth Comprehension

The 950-HTB1's curriculum first covers component-level faults before teaching learners how to troubleshooting system-wide problems. Sample topics include: describing the construction of three types of pressure test points, defining cavitation and explaining its effect, describing five symptoms of motor failure, describing seven symptoms of non-compensated flow control valve failure, and understand how to troubleshoot zero system pressure. This curriculum is presented in user-friendly interactive multimedia format that can be used in a classroom environment or for self-paced learning. This multimedia features stunning 3D graphics and videos, voiceovers of all of the text, and interactive activities and quizzes.



Interactive Multimedia

Includes Over Thirty-Five Hydraulic and Electrical Faults

The 950-HTB1 features over thirty-five manually inserted faults to help learners understand and practice common problems found in hydraulic systems. Some of these faults include: motor starter failure, defective pump, worn cylinder seals, blocked flow control valves, and blocked inlet ports.

Student Reference Guide

A sample copy of the Hydraulic Troubleshooting Student Reference Guide is also included with the system for your evaluation. Sourced from the system's curriculum, the Student Reference Guide takes the entire series' technical content contained in the learning objectives and combines them into one perfectly-bound book. Student Reference Guides supplement this course by providing a condensed, inexpensive reference tool that learners will find invaluable once they finish their training making it the perfect course takeaway.

