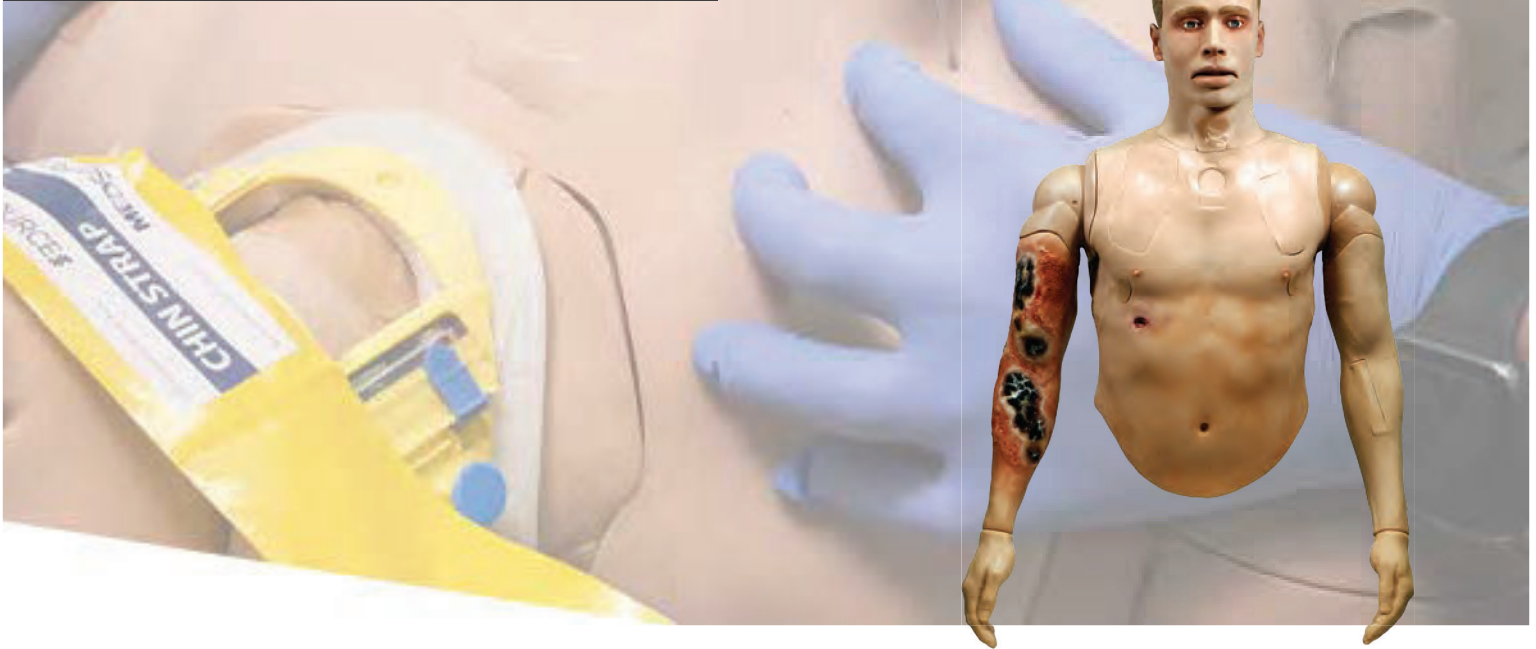




**TACMED**  
SIMULATION  
ELEVATE YOUR RESPONSE



# CLINICAL RESPONSE UPPER RESUSCITATE

CRU-R

DELIVERS HIGH-FIDELITY CPR, ACLS, AND CENTRAL LINE TRAINING CAPABILITIES FOR THE TREATMENT OF TRAUMATIC UPPER BODY INJURIES.

## PRODUCT SPECIFICATIONS

PRODUCT #	KGS-TFX-CRU-R-1				
DIMENSIONS	LENGTH <b>36in</b> 91.4cm	WIDTH <b>23in</b> 58.4cm	CHEST <b>45in</b> 114.3cm	NECK <b>17.5in</b> 44.5cm	SHOULDERS <b>51in</b> 129.5cm
WEIGHT	FULL - <b>82lbs / 37.2kg</b>		EMPTY - <b>79lbs / 35.8kg</b>		
POWER SUPPLY	<b>Two (2) 18V Li-ion batteries</b>				
CASE DIMENSIONS	<b>51"x26"x12"; 153 lbs.   129.5cm x 66cm x 30.5cm; 69.4kg</b>				

## CONTRACT VEHICLES

GSA	<b>GS-07F-063DA</b>
DLA ECAT	<b>SPE2DH-18-D-0008</b>
PEO STRI TATT II	<b>W900KK-19-D-0005</b>
PEO STRI VPSS	<b>W900KK-18-D-0012</b>
NATO Logistics Stock Exchange	<b>LB-KGS-01N</b>



All TacMed Simulation™ products are handcrafted in the USA.

# CRU-R

The **TacMed Simulation™ Clinical Response Upper-Resuscitate (CRU-R)** delivers high-fidelity training capabilities for the treatment of traumatic upper body injuries as well as advanced clinical features for cardiac life support and resuscitation. Ideal for Prolonged Care, Emergency Room, and ACLS/ALS training, the **CRU-R** is an extremely effective multipurpose training tool allowing learners to perform a wide range of critical life-saving tasks. Trainers receive instant feedback on student intervention performance via the easy-to-use remote control. Constructed with a durable urethane core and specially formulated life-like silicone skin, the CRU-R is designed to operate in clinical settings or rugged, outdoor scenarios.

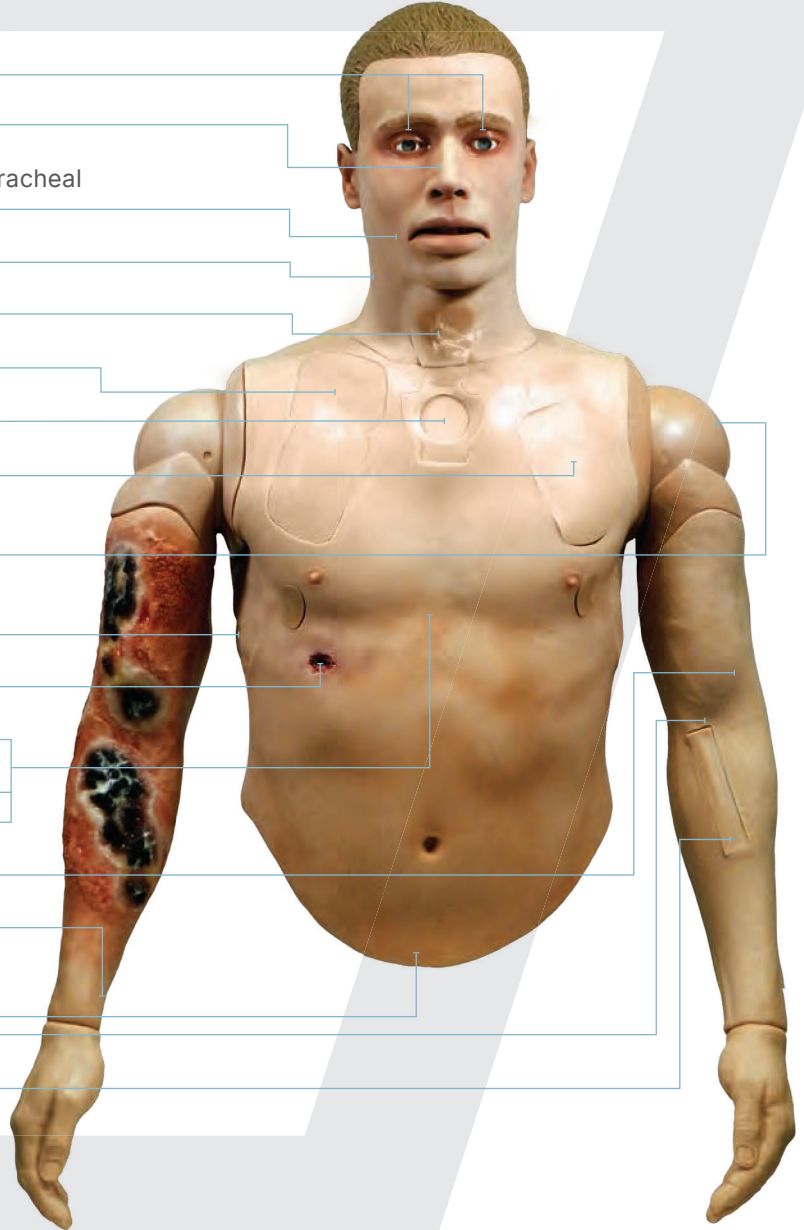


## KEY BENEFITS

- ▶ Multiple sensors provide trainers/learners with instantaneous feedback for After Action Reporting via the Ruggedized Remote Control
- ▶ Flexible jaw with realistic teeth and tongue (or injured tongue); lifelike airway with internal tracheal landmarks for orotracheal intubation; gastric distention resulting from improper intubation; responds to BVM ventilation
- ▶ Heart sounds and breathing with coordinated breath sounds in 4 quadrants
- ▶ Palpable radial, carotid and brachial pulse points
- ▶ CPR with sensors to measure compression depth and rate
- ▶ ACLS training with programmed megacodes and AAR data/scorecard
- ▶ Central Line (subclavian) with flash cue, ultrasound compatibility and sensors to monitor placement
- ▶ Bilateral infusible intraosseous (I/O) trainers and intramuscular injection sites at the humerus/deltoid
- ▶ Realistic, light reactive eyes that respond to ambient light or can be remotely set to dilated, pinpoint, TBI, or fixed/non-responsive
- ▶ Blood pressure reading via auscultation or palpation with brachial pulse
- ▶ Bilateral chest tube insertion sites with replaceable, multiple use skin plugs
- ▶ Nasal passageways with sensors for nasopharyngeal intubation and user selectable airway obstruction at the nose or throat to cue for surgical cric
- ▶ Infusible IV training site at the arm with flash cue
- ▶ Realistic manubrium allows I/O training with fluid infusion
- ▶ Bilateral needle decompression training sites with breathing recovery (full size 3.25" 14 gauge needle with air release)
- ▶ 2-way communication audio system allows trainer to speak through the simulator
- ▶ Water resistant
- ▶ Easy to clean and maintain after use
- ▶ Optional right arms: uninjured, amputated (non-bleeding)
- ▶ Compatible with TacMed Simulation™ Vital Signs Monitor (VSM)
- ▶ ACLS scenarios mode when paired with VSM and simulator

## FEATURES GUIDE

- Adjustable, light-reactive eyes
- Nasal passageways with sensor for NPA
- Flexible jaw with internal tracheal landmarks for orotracheal intubation (responds to BVM); breakaway teeth
- Bilateral carotid pulse points
- Cricothyroidotomy with larynx
- Subclavian Central Line (ultrasound compatible)
- Infusible sternal I/O
- Bilateral needle decompression
- Bilateral, infusible humeral head I/O and intramuscular injection sites
- Bilateral chest tube insertion sites with replaceable pleural membrane
- Simulated gunshot wound (front and back)
- Heart sounds and breathing with coordinated breath sounds in 4 quadrants
- Simulated tension pneumothorax (left/right)
- CPR with sensors for compression depth and rate
- Blood pressure (with any standard BP cuff)
- Bilateral radial pulse points
- Gastric rise with improper intubation
- Brachial pulse
- Infusible IV training site with flash cue



OPTIONAL  
ECG SIMULATOR

# CRU-R

## RUGGED, DURABLE, AND RELIABLE

Each TacMed Simulation™ product is designed from the ground up for ruggedness and durability with careful consideration of materials and manufacturing processes to create products that last. They are water resistant and can be used in nearly any weather condition or environment, and can be transported in any vehicle to ensure the most authentic training experience.

## REMOTE CONTROLLED WITH REAL-TIME SENSOR DATA

All TacMed Simulation™ high-fidelity simulators are operated with a long-range touchscreen remote controller which includes real-time telemetry to monitor medical interventions. Easy to use software takes only minutes to learn and sensor data is immediately displayed on the main control screen for quick reference. The display shows key vitals and provides instructors with instant data on the effectiveness of student interventions such as tourniquet application, wound hemostasis, airway intervention, needle decompression, and chest tube placement.

## REMOTE CONTROL & SENSOR FEATURES

The remote control offers a color touchscreen for ease of operations. It provides full system operation from up to 200 yards away and includes real-time telemetry for sensor feedback and vitals data.



Color Touchscreen Remote Control



2-Way Communication Audio System (Speak and Hear Through Simulator)

- Respiratory status (regular, tension pneumothorax, stopped)
- Respiration rate
- Pulse rate
- Blood pressure
- SpO2
- End Tidal CO2
- Airway status
- CPR (compression depth and rate)
- Intubation (tracheal, esophageal, RMS)
- NPA placement
- Needle decompression
- Chest tube placement
- Central line placement and depth
- Teeth pressure
- Alert, conscious, unconscious, anxious
- Patient alive/expired

## TACMED SIMULATION™ MULTIPLE AMPUTATION TRAUMA TRAINER (MATT)® AWARDS



AMSO Award



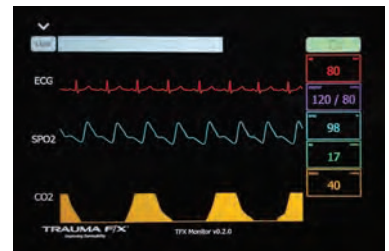
SBIR Award



Governors Award



Modeling & Simulation Training Team Award



Optional Vital Signs Monitor

### Confidentiality Notice:

TacMed Simulation™ and Multiple Amputation Trauma Trainer (MATT)® are trademarks of TacMed Simulation™, Inc. This document contains protected information and its contents constitute confidential and proprietary information. Any unauthorized use, disclosure, or distribution is strictly prohibited without prior written consent by an authorized TacMed Simulation™ associate.